

Hourly RUC and OOVAR validation

Mate Mile and contributions from others



Outline

- Hourly RUC
 - Goals, RUC meeting
 - Challenges
 - Preliminary results and future perspective
- OOPS LAM 3DVAR prototype
 - Installation
 - Preliminary validation
 - Questions

LACE action: Hourly RUC

- This new topic was opened this year to build hourly updated assimilation system.
- Many LACE countries were interested to do DA activities, developments towards the **increased analysis update frequency (RUC)** and to the related areas.
- A LACE Kick-off meeting was also organized in March 2015 to discuss the challenges of such assimilation system
- The materials of the meeting can be found on LACE webpage

***RC LACE Data Assimilation
The hourly Rapid Update Cycle
Progress meeting***

***Venue ZAMG Vienna, Austria
Date: to be defined
Financial support: to be defined***

RC LACE Data Assimilation
The hourly Rapid Update Cycle
Kick-off meeting

Venue: ZAMG Vienna, Austria
From 17th to 18th of March 2015.

Action/Subject: *Hourly Rapid Update Cycle*

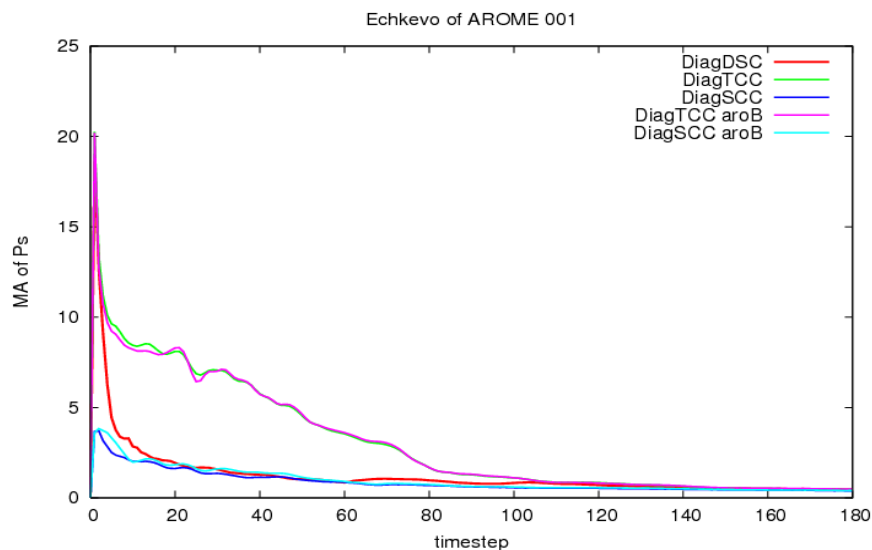
LACE action: Hourly RUC

- Outcome of the meeting (briefly):
 - 1h RUC system is for automatic and warning forecast purposes covering short- and very short-ranges for high priority parameters like wind speed and gust, precipitation, convective initiation, temperature around 0 Celsius, visibility and cloudiness
 - For the next 2-3 years, 3DVAR will be the core of the RUC systems.
 - Most important observations are conventional ones (SYNOP, TEMP, AMDAR+Mode-S), RADAR data, GNSS ZTD and geostationary satellite products with the utmost frequency and resolution.
 - On short term, the initialization and background error statistics (mostly the balance operator) have to be investigated and/or tuned. On longer term, the action has to be focused on flow-dependency aspects of the structure functions.
- Challenges:
 - Control noise accumulation and imbalances
 - Observation constraint in every RUC analyses
 - Coupling strategy and coupling frequency
 - The best estimate of background error statistics

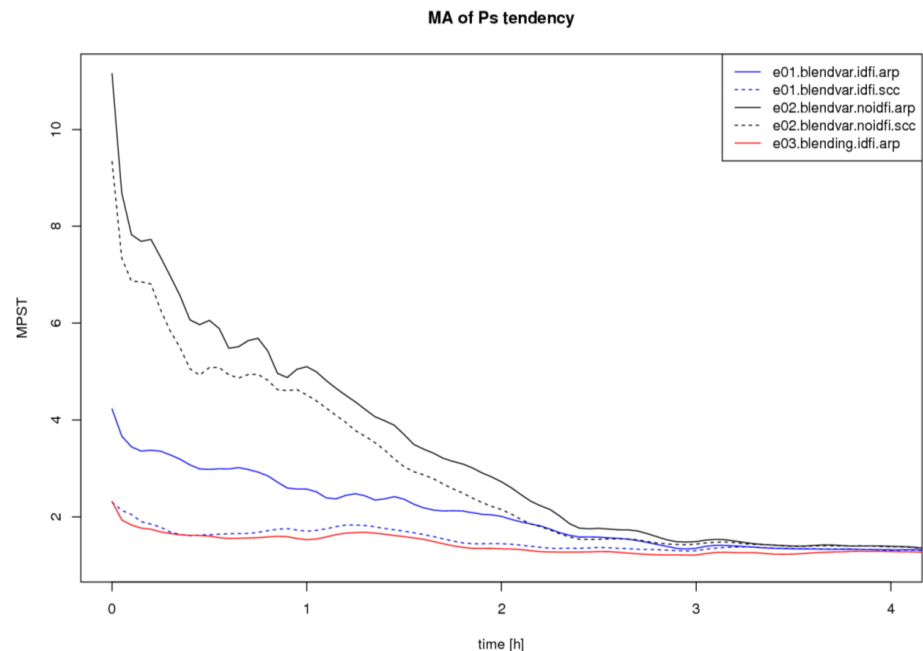
LACE action: Hourly RUC

- *Control noise accumulation and imbalances*
 - SCC is beneficial to reduce noises at initial time
 - The use of initialization method (DFI, IDFI, SSDFI) has to be further studied

Echkevo domain for different AROME/Hungary configs



Benacek: Testing IDFI for BlendVar



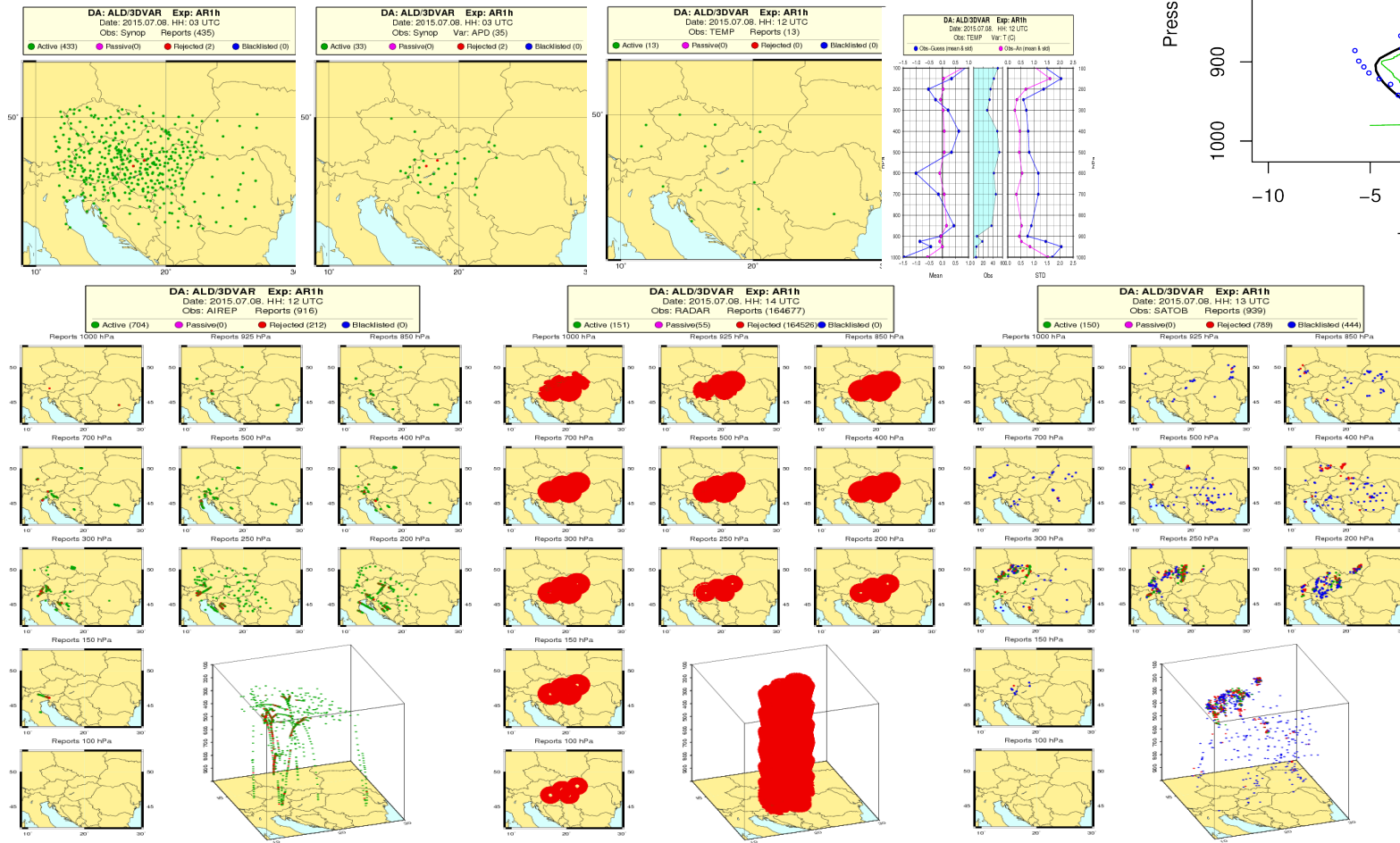
Action/Subject: Hourly Rapid Update Cycle

LACE action: Hourly RUC

■ Observation inventory

SYNOP+ZTD,AMDAR+Mode-S,TEMP, AMV,RADAR,Satellite

Strajnar: 1h RUC vs 3h RUC



Action/Subject: **Hourly Rapid Update Cycle**

LACE action: Hourly RUC

- *Coupling strategy and coupling frequency*
 - SCC is beneficial, but the hourly LBC coupling in the assimilation cycle might not be adequate and has to be studied
 - LBC coupling with 30min frequency has to be tested
- *The best estimate of B matrix*
 - For climatological structure functions of 1h RUC, 3h forecast differences should be used, hence in 1h forecasts, energy and variance spectra on small scales are rather weak.
 - Flow-dependency?

LACE action: Hourly RUC

- Materials of the first RUC meeting are available on LACE webpage
- Promising results from Austria.
- Keep in mind that new meeting will be organized (details to be defined later) to everybody who wants to step towards such DA system.

OOPS LAM 3DVAR (OOVAR) prototype

- The prototype of the OOPS LAM 3DVAR became available at the end of 2014 thanks to Meteo-France colleagues
- The provided tarball consists the following:
 - *3dvar.xml*
 - *gmckpack-oovar.tar.gz*
 - *slurm-21301299.out*
 - *modset-3dvar-oops.tar.gz*
- and doesn't consist the mainpack which is the basis of oovar modset (*cy40_op1*) and was fetched from beaufix

OOPS LAM 3DVAR (OOVAR) prototype (*installation...*)

- However the **OOPS project is already in a mature phase** and new cycles are seriously involved in OOPS refactoring, the LAM code modifications are still under discussion.
- The prototype is basically **a mock-up version of LAM 3DVAR** and You shouldn't expect clear and validated assimilation version.
- In Hungary we tested this OOVAR in our rather old computer:
 - Linux wfma 2.6.18-164.11.1.el5 #1 ... EST 2010 x86_64 x86_64 x86_64 GNU/Linux
 - IBM iDataPlex linux cluster with 560 cores (070 nodes)
 - PBS TORQUE SERVER 2.4.6
 - Intel MPI Library 3.2.1, MPIICC, MPIIFORT, IFORT Version 11.1
 - PERL Version v5.8.8 (**Lately v5.10 is also installed**)
 - GRIB_API version 1.9.9
 - NetCDF version 4.1.3
 - Auxlibs 2.5
 - Boost Library Version 1.33.1 (**installed for OOPS**), (**Lately v1.51.1 is also installed**)

OOPS LAM 3DVAR (OOVAR) prototype (*installation...*)

- Problems about installation can be found on LACE forum with more details.
- Mainpack and gmckpack:
40_op1.01.mainpack, gmckpack.6.6.0
- To highlight some of those issues:
 - error in error_covariance_3d_mod.F90 routine “name in only-list does not exist [SETUP_CTLVEC]
 - CY40 crashed (not regularly on Level 3) due to auto-generated interface blocks: modi_vegetation_update.F90, modi_init_surf_atmn.F90

OOPS LAM 3DVAR (OOVAR) prototype (*installation...*)

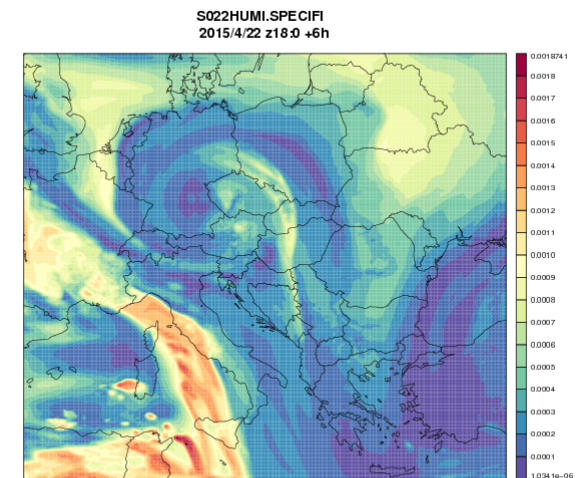
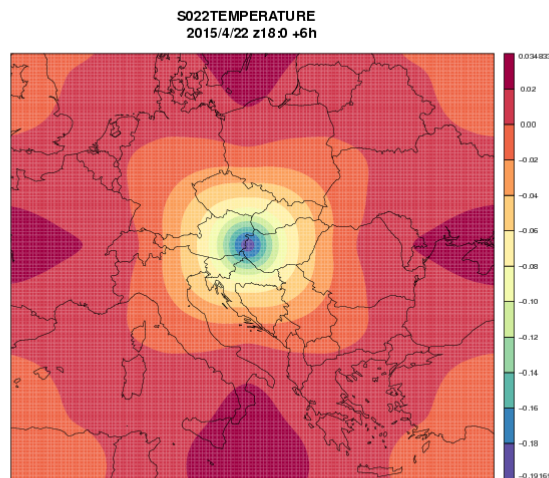
- Additional libraries in userpack and the compilation script were generated for the OOVAR considering modset.
- Create userpack with OOVAR modset:
40_oops.01.INTEL111059.x, gmckpack.6.6.0
- Issues related to modset installation briefly:
 - Insert BOOST libs
 - ambiguous file ftn_c_string_conversion.o for archive liboops.local.a
 - Problems with OpenMP references
 - Static linking of XML libs

OOPS LAM 3DVAR (OOVAR) prototype (*validation... debugging...*)

- Try to run OOVAR with adaptation of ALADIN and AROME 3DVAR settings
- Hardcoded command line arguments, MIN1 → MINI (hardcoded as well)
- Dates are also hardcoded in OOVAR proto
- Crashed in SUTOPH (SIGFPE) ? RMESOQF(JLEV) new formula in cy40 (backphasing cy38t1 for temporal solution)
- (Running DA pre-proc and screening with cy40 – this cycle wasn't validated in OMSZ!)
- Crashed after Iteration 30 – Coredump
- Recompling userpack with debugging compiler options suggested modifications in:
 - allobs_mod.F90
 - gom_setup.F90
 - obsvec_mod.F90
 - suctrl_gflattr.F90

OOPS LAM 3DVAR (OOVAR) prototype (*validation... debugging...*)

- After these (not so wise) modifications OOVAR analysis was created with ALARO settings, AROME still crashed.
- Making single temperature experiment quickly with ALARO OOVAR, realistic increments have been produced for temperature, but not for humidity.



- Validation has to be continued...

OOPS LAM 3DVAR (OOVAR) prototype (first thoughts... questions...)

- It is hard to understand the new dataflow of the variational method.
- For the overview of the new OOPS refactoring, good knowledge on OOP and C++ is needed.
- The structure and the organization of the configurations are also changed a lot
 - Check stdout
 - Check 3dvar.xml
- For instance change logging through xml use all of these:
Info, Trace, Debug, Warning, Error, Fatal
- Another example there is no implementation of M1QN3. Instead of Quasi-Newton technique there are several others: PCG, DPCG, Lanczos etc.

```
Trace : Setup MPI
[0#18707@wfmc035] MPI startup(): shared memory data transfer mode
[0#18707@wfmc035] MPI Startup(): process is pinned to CPU00 on node wfmc035
[0#18707@wfmc035] Rank    Pid    Node name  Pin cpu
[0#18707@wfmc035] 0      18707    wfmc035    0
[0#18707@wfmc035] Init(): I_MPI_DEBUG=+5
NPROC,MYPROC=      1      1
--- End of MPL setup -----
MPL_BUFFER_METHOD: 2 128000000
Trace : IfsModel::IfsModel
Trace : IfsModel: timestep is PT1M
Trace : IfsModel created
Trace : AllObs constructed
Info : AllObs asking for Cumulated computation
Trace : ObsCumulated created
Trace : Observations:Observations ObsType created
Trace : Observations created
Info : Input observations:Observation Infos for 1 types:
Info : AllObs nobs= 1 Min=0, Max=0, Average=0
Debug : There are 1 states
Debug : ControlVariable:reading
Debug : <state>
Debug : <!file>1</!file>
Debug : </state>
Trace : IfsState::IfsState created and read in.
Info : ControlVariable:ControlVariable: read bg at 2015-04-23T00:00:00Z
Trace : ControlVariable:ControlVariable done.
Info : Background State:
```

```
<lrmodel>
  <timestep>PT1M</timestep>
</lrmodel>
<tlmodel>
  <timestep>PT1M</timestep>
</tlmodel>
<ninner>30</ninner>
<gradient_norm_reduction>1e-6</gradient_norm_reduction>
<test>off</test>
<diagnostics>
  <departures>ombg</departures>
</diagnostics>
</iteration>
</var4d>
<final>
  <diagnostics>
    <departures>oman</departures>
  </diagnostics>
  <prints>
    <frequency>PT1H</frequency>
  </prints>
</final>
<cost_function>
  <cost_type>3D-Var</cost_type>
  <window_begin>2015-04-23T00:00:00Z</window_begin>
  <window_length>PT0H</window_length>
</cost_function>
<output>
  <date_first>2015-04-23T00:00:00Z</date_first>
  <first>PT0S</first>
  <frequency>PT1H</frequency>
  <type>an</type>
</output>
</config>
```

OOPS LAM 3DVAR (OOVAR) prototype (*first thoughts... questions...*)

- Which part of the OOPS do You think LACE can contribute? OOVAR? Any interested part of the DA configurations?
- Manpower? Local work \leftrightarrow OOPS
- LACE Training about OOP and C++?
- Practical exercises during next DAWD regarding OOPS?
- HARMONIE 4DVAR WW and OOPS design mini-workshop in ECMWF (probably between 24th and 26th of Nov. 2015)