

3MT in ARPEGE

Radmila Brožková

What it is “3MT in ARPEGE”

Use ARPEGE physics except moist deep convection almost “as is”:

- Smith condensation and cloudiness;
- Use prognostic cloud water also in radiation;
- Shallow convection – KFB scheme;
- Microphysics – ARPEGE options in APLMPHYS;
- RRTM radiation;
- All set-ups in vertical diffusion, gravity wave drag, soil interaction as in ARPEGE.

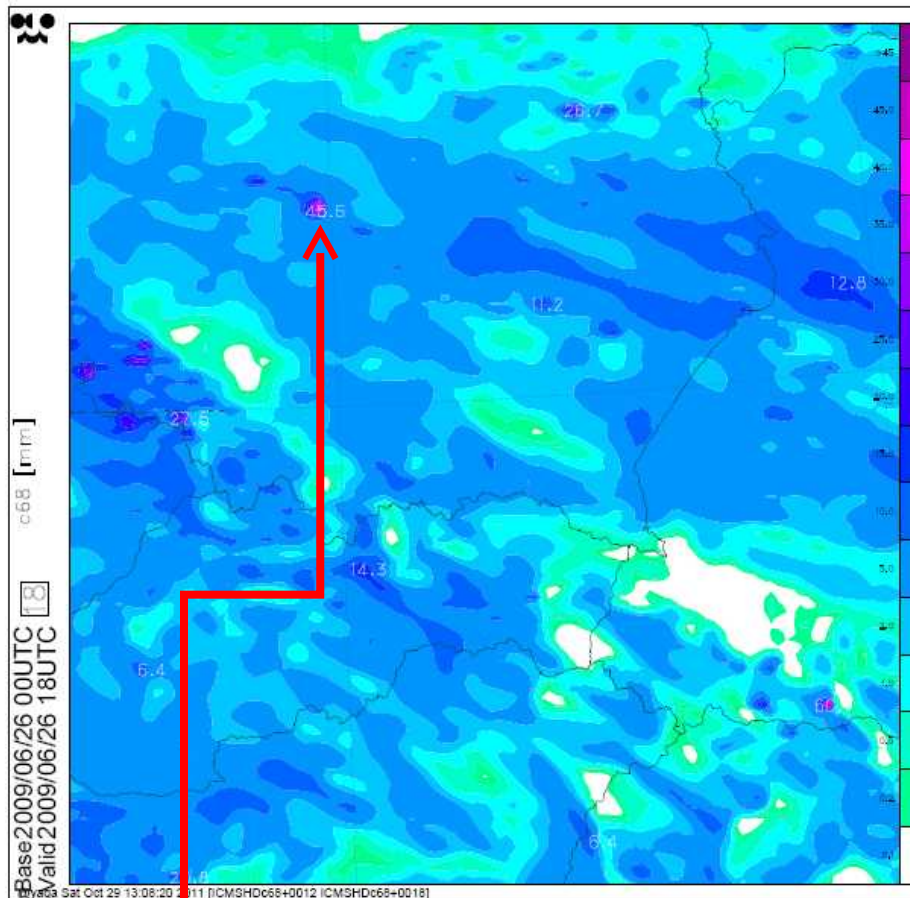
Specific solutions - condensation (1)

- Smith scheme: algorithm taken “as is” (in the code we also have Luc’s version of Smith scheme - LSMGCDEV)
- Problems to be solved:
 - Protection of convective cloudiness against re-evaporation;
 - In some isolated points we got a very intense precipitation.
- Both problems are related to the fact that, contrary to Xu-Randall based scheme, there is **no relationship between cloud fraction N and cloud water q_c** in Smith scheme.

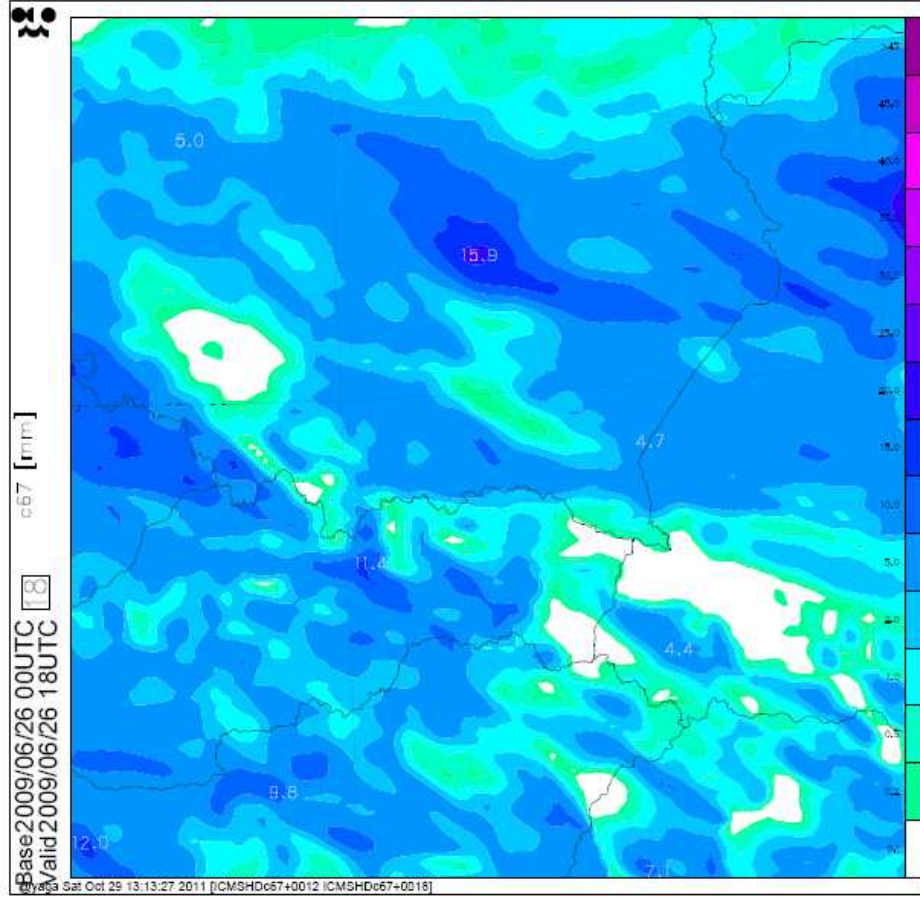
Specific solutions - condensation (2)

- Protection of N_{cv} (q_{cv}) in case of Smith:
 - Based on **proportion of convective cloud** (PUNEBH) with respect to total cloudiness; it is quite simple but no better way found for Smith scheme so far (Smith scheme is too basic);
 - such type of solution was present in the approach by Luc; now we applied a slightly smoother function.
- Intense isolated precipitations: **2 corrections** (again borrowed from Luc)
 - When condensate, impose some cloudiness;
 - Reduce excessive cloudiness (in proportion of layer thickness).

intensive precipitation spots



Isolated spot of 45mm/6h



Result after applying the two corrections

Specific solutions – cloudiness for radiation

- Prognostic cloud water (and the associated cloud fraction) serves as input to the radiation scheme;
- In case of 3MT: we have at disposal the cloud water of stratiform and moist deep convection;
- In case of 3MT in ARPEGE, cloud water of shallow convection is added;
- Four cloud cover fraction: random overlap hypothesis is used for combining the stratiform, moist deep convection and shallow convection cloudiness values.

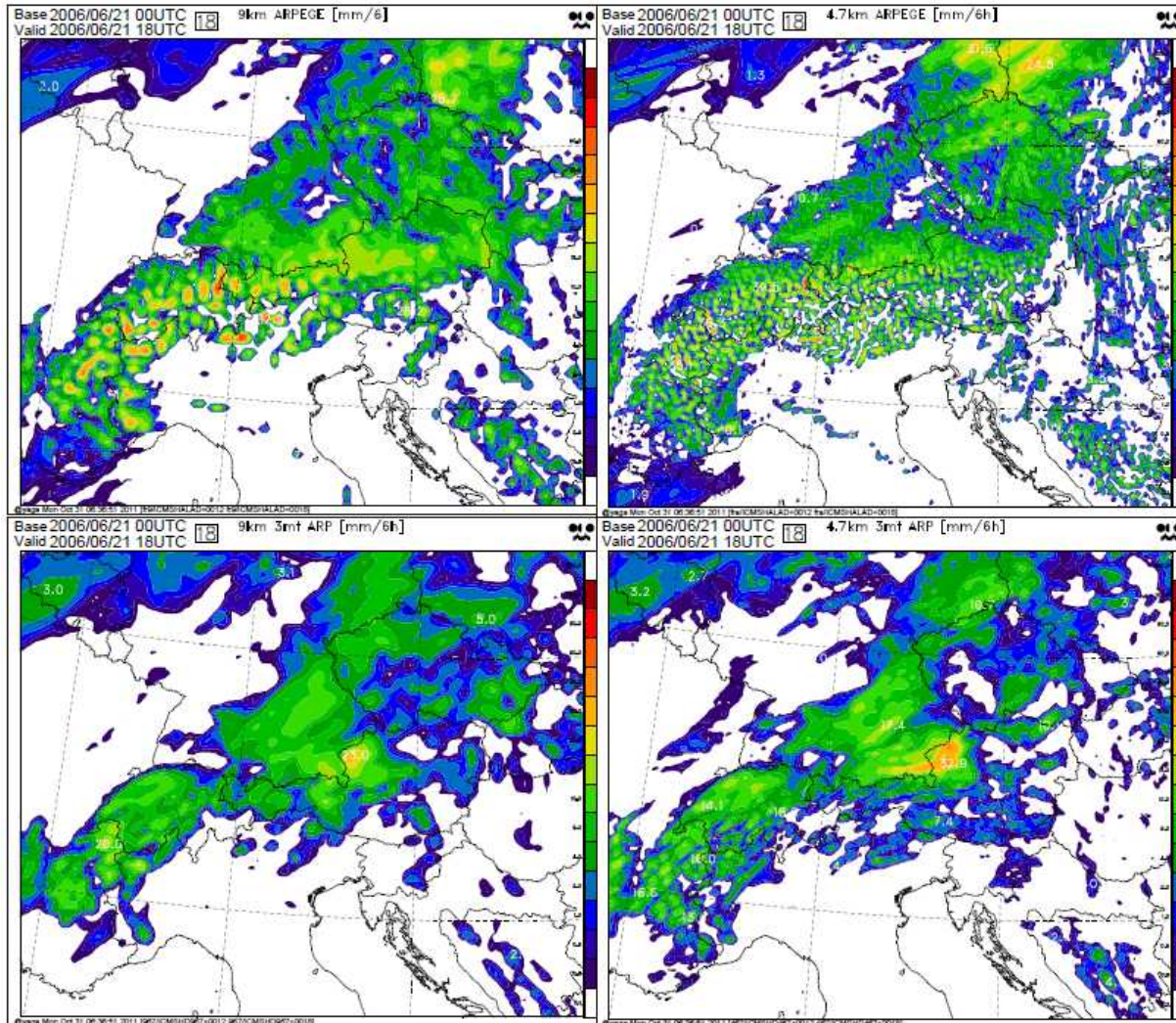
Microphysics options

- APLMPHYS is called with ARPEGE choices (local switches in first versions, made global since CY38T1):
 - Lagrangian sedimentation;
 - Fixed fall speed;
- ARPEGE options activated in processes (ACACON, ACCOLL, ACEVMEL);
- As a result, APLMPHYS can fully work in ARPEGE regime except for geometry of cloudiness and seeded mesh fractions (anyhow 3MT-specific).

fine-scale test

9km

4km



6h precipitation amounts.

3MT shows a reasonable solution at both resolutions.

Old convection shows a very bad pattern, especially at 4km mesh ('grey-zone syndrome').

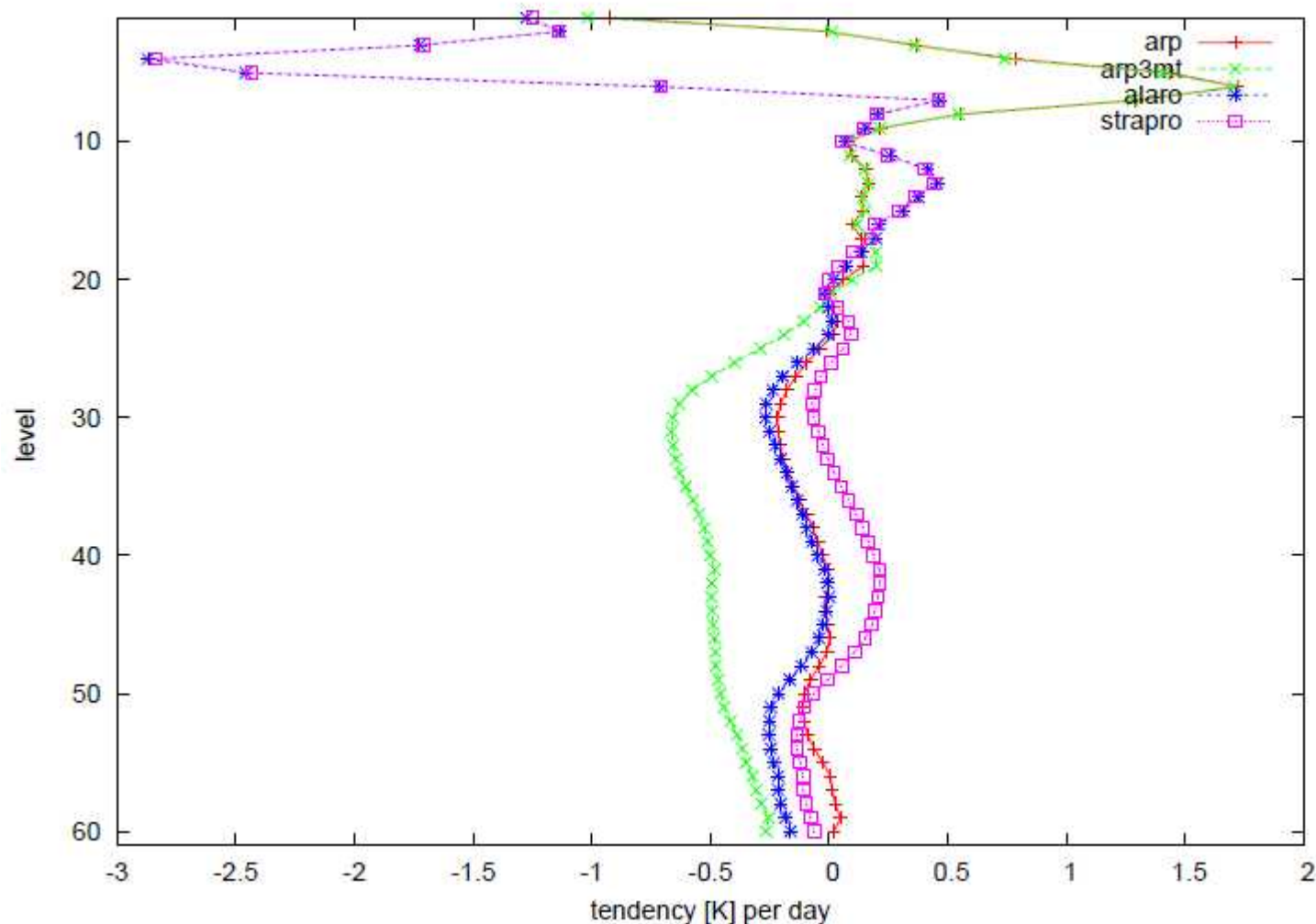
Old CV

3MT

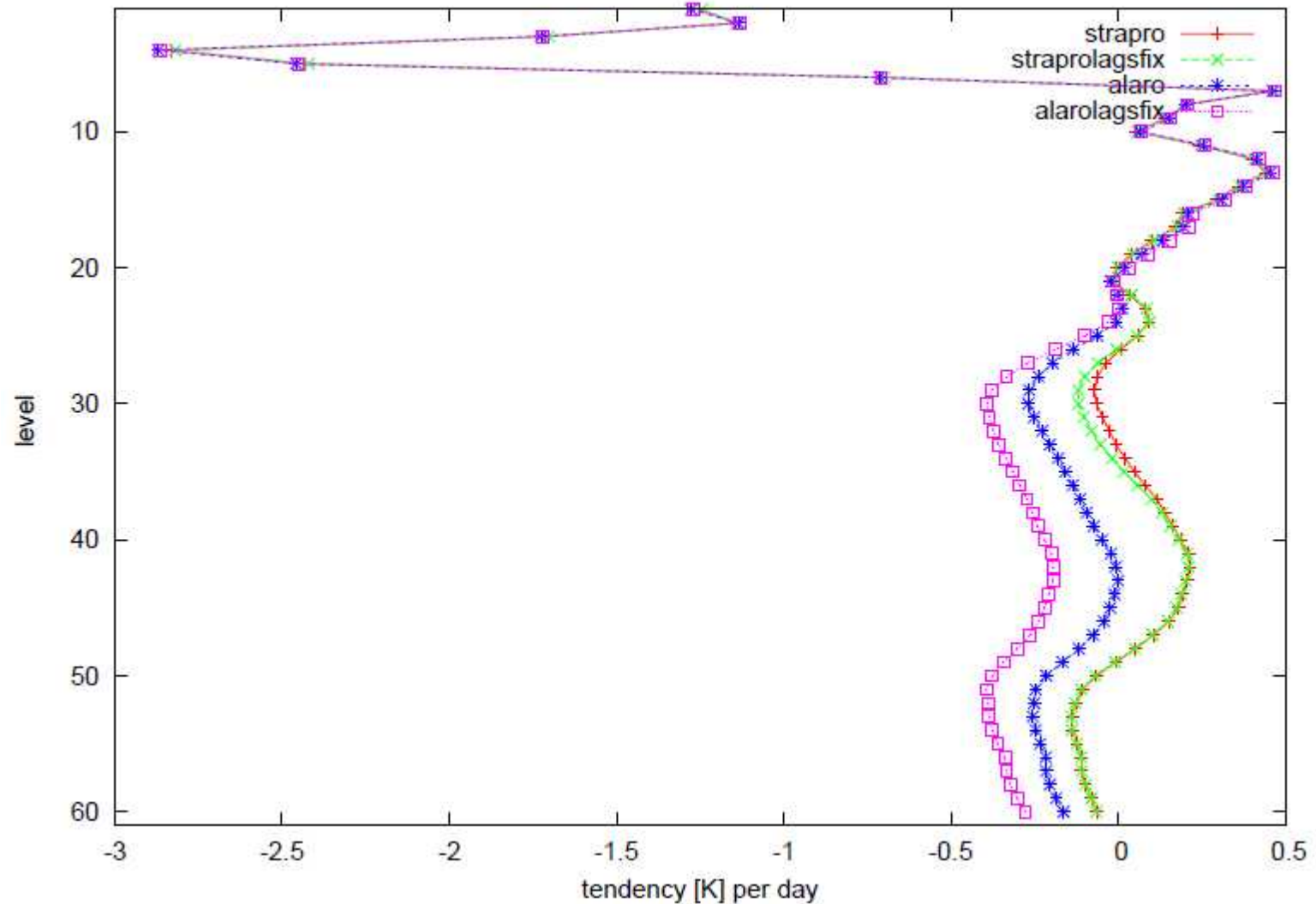
Test at coarser resolution on the globe

- First test done in cooperation with Francois Bouysse:
 - Validation of the phasing in CY38T1;
 - Pure Smith scheme is now part of ACNEBCOND, ACCDEV => small code unification;
 - Problems persist at DDH level; new data flow (LFLEXDIA) does not work with OpenMP;
 - Configuration chosen by Francois :
T224 with uniform resolution (90km, no stretching) and 60 levels.

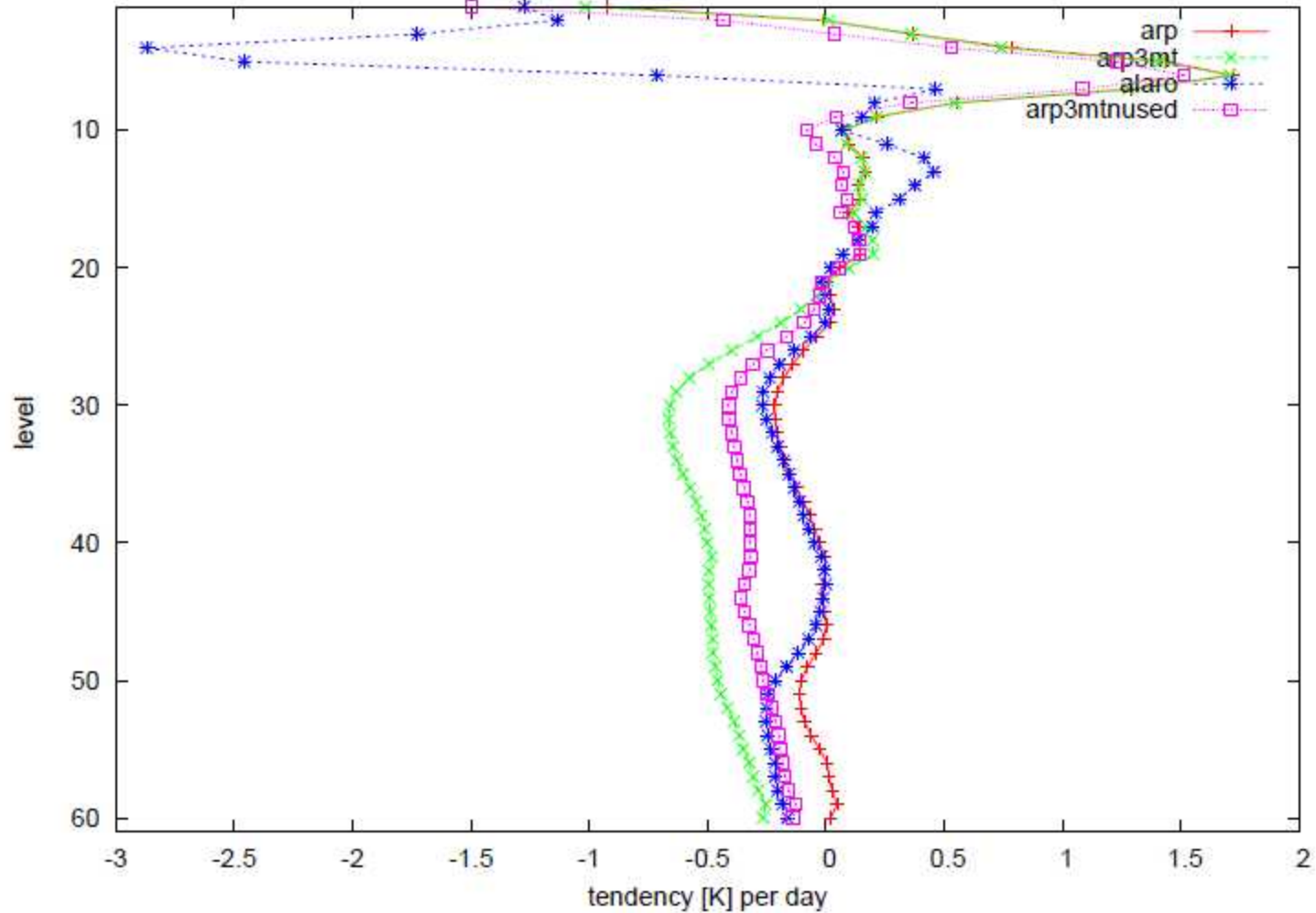
Global tendencies - cooling influence of 3MT; stronger in ARPEGE, but why? ALARO globally OK, by the way!



Global tendencies - influence of sedimentation specifically active in convective clouds (fixed speed unrealistic than)



Global tendencies - influence of sedimentation and GCVNU on 3MT (still something to explain!)



Conclusions

- 3MT in ARPEGE is a very good research tool (at least for ALARO ... [*see other related talk*]);
- It is also nice to test the physics on the globe, including tropics;
- We see that 3MT has the tendency to be “colder” than old convection, but in case of 3MT-ARPEGE it is too much - we do not know yet why;
- Sedimentation of precipitation has a very large impact in case of 3MT and tropical convection with prognostic convective water. The ‘dispersive solution’ of ALARO is then clearly more realistic.